

Human LILRB4/CD85k/ILT3 Domain1&2 Protein

Cat. No. LIL-HM14D

Description

Source	Recombinant Human LILRB4/CD85k/ILT3 Domain1&2 Protein is expressed from HEK293 with His tag at the C-Terminus. It contains Pro27-Ser218.
Accession	AAH26309
Molecular Weight	The protein has a predicted MW of 22.9 kDa. Due to glycosylation, the protein migrates to 23-25 kDa based on Tris-Bis PAGE result.
Endotoxin	Less than 1EU per µg by the LAL method.
Purity	> 95% as determined by Tris-Bis PAGE > 95% as determined by HPLC

Formulation and Storage

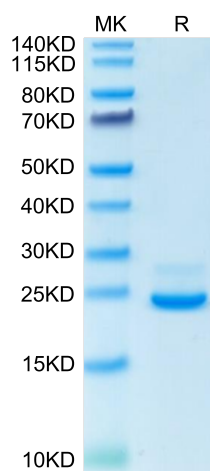
Formulation	Supplied as 0.22µm filtered solution in 20mM Tris, 150mM NaCl (pH 8.2).
Storage	Valid for 12 months from date of receipt when stored at -80°C. Recommend to aliquot the protein into smaller quantities for optimal storage. Please minimize freeze-thaw cycles.

Background

LILRB4, also known as CD85k and LIR-5, ILT3, is an approximately 60 kDa transmembrane glycoprotein that negatively regulates immune cell activation. Mature human ILT3 consists of a 238 amino acid (aa) extracellular domain with two Ig-like domains, a 21 aa transmembrane segment, and a 168 aa cytoplasmic domain with 3 immunoreceptor tyrosine-based inhibitory motifs (ITIM). LILRB4 is receptor for class I MHC antigens. Recognizes a broad spectrum of HLA-A, HLA-B, HLA-C and HLA-G alleles.

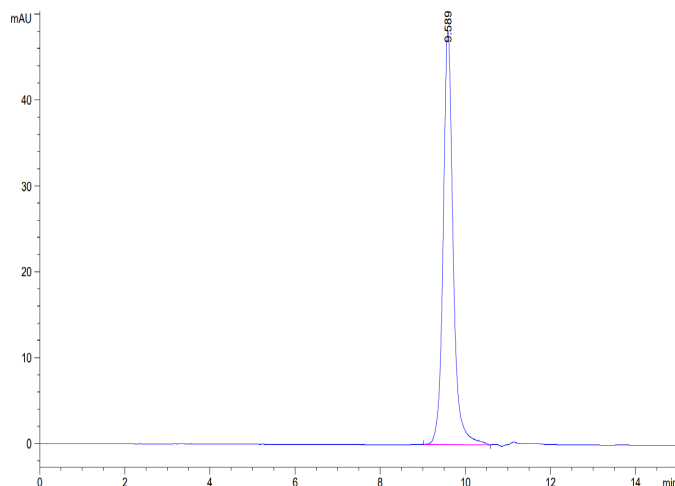
Assay Data

Tris-Bis PAGE



Human LILRB4 Domain1&2 on Tris-Bis PAGE under reduced condition. The purity is greater than 95%.

SEC-HPLC



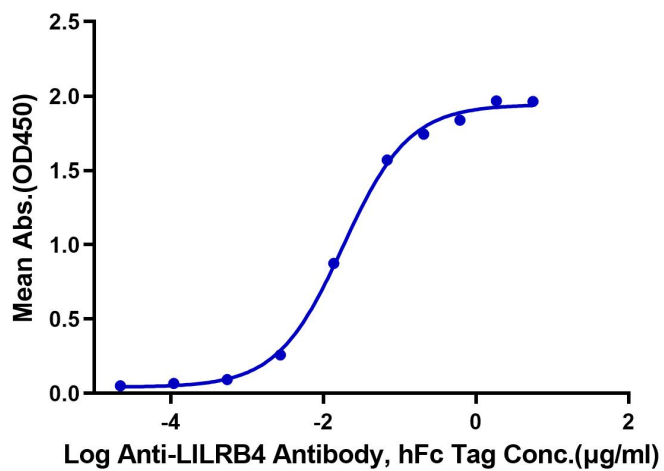
The purity of Human LILRB4 Domain1&2 is greater than 95% as determined by SEC-HPLC.

Assay Data

ELISA Data

Human LILRB4 Domain1&2, His Tag ELISA

0.2µg Human LILRB4 Domain1&2, His Tag Per Well



Immobilized Human LILRB4 Domain 1&2, His Tag at 2µg/ml (100µl/Well) on the plate. Dose response curve for Anti-LILRB4 Antibody, hFc Tag with the EC50 of 18.2ng/ml determined by ELISA.